



The **BUSINESS**
ACCELERATOR
MAGAZINE

June 2019





THE 2019/20 FEDERAL BUDGET



Budget 2019-20

The 2019/20 Federal Budget was released by the Treasurer Josh Frydenberg on April 2, 2019. This pre-election budget detailed some significant tax measures including:

- An increase in the immediate asset write-off to \$30,000 for businesses with turnover of less than \$50m per annum;
- a six-year staged reduction in the marginal tax rate from 32.5% to more closely align with the corporate tax rate, which is hoped to stimulate consumer spending;

Government focus on business tax compliance also continues, with the Tax Office compliance programs receiving a funding boost of \$1 billion. It is indisputable that those businesses sorting the system should be brought to account, however, increased ATO scrutiny of compliant small businesses will be disruptive and costly.



PERSONAL INCOME TAX

The Government has announced measures that seek to build on previously legislated changes to reduce personal income tax over the next six years.

Low and Middle Income Tax Offset (LMITO)

With immediate effect for the 2019 income year, the Government has proposed to increase the non-refundable low and middle-income tax offset (LMITO) to a maximum amount of \$1,080 (up from \$530) for taxpayers earning more than \$48,000 but no more than \$90,000. The LMITO

then phases out from \$90,001 to \$126,000. The base amount of the LMITO is also proposed to increase from \$200 to \$255 for those earning no more than \$48,000. This offset is in addition to the existing low-income tax offset (LITO) and is a temporary measure due to be removed on 30 June 2022.

Tax Rate Changes

With effect from 1 July 2022, the Government proposes to increase the top threshold of the 19% tax bracket from the previously legislated \$41,000 to \$45,000 and will also increase the LITO from the previously legislated amount of \$645 to \$700. These changes are intended to lock in the reduction in tax provided by the LMITO, once the LMITO is removed.

The Government has already legislated to remove the 37% tax bracket with effect from 1 July 2024. In this Budget, it announced a further change

to reduce the 32.5% marginal tax rate to 30%, which will take effect at the same time. This means that taxpayers earning up to \$200,000 will pay a maximum marginal tax rate of 30% from the 2025 income year. For that year, taxpayers will be able to earn fully franked dividends of approximately \$158,000 without paying any top-up tax (assuming a franking rate of 30%) and approximately \$90,000 (assuming a franking rate of 25%).

Tax Rates and Thresholds for 2018/19 Onwards

The table below summarises the announced personal tax rate and threshold changes (excluding the 2% Medicare levy).

TAX RATES & THRESHOLDS

Tax Rate	2018/19 Year	2022/23 Year	2024/25 Year
0%	\$0 - \$18,200	\$0 - \$18,200	\$0 - \$18,200
19%	\$18,201 - \$37,000	\$18,201 - \$45,000	\$18,201 - \$45,000
30%	Not Applicable	Not Applicable	\$45,001 - \$200,000
32.5%	\$37,001 - \$90,000	\$45,001 - \$120,000	Not Applicable
37%	\$90,001 - \$180,000	\$120,001 - \$180,000	Not Applicable
45%	\$180,001+	\$180,001+	\$200,001+
LITO	Up to \$445	Up to \$700	Up to \$700
LMITO	Up to \$1,080		



THE 2019/20 FEDERAL BUDGET



Budget 2019-20

Medicare levy low-income thresholds for 2018/19

For the 2018/19 income year, the Medicare levy low-income threshold for singles will be increased to \$22,398 (up from \$21,980 in 2017/18). For couples with no children, the family income threshold will be increased to \$37,794 (up from \$37,089 in 2017/18). For each dependent child or student, the family income threshold will increase by \$3,471 (up from \$3,406 in 2017/18).

For single seniors and pensioners eligible for the seniors and pensioners tax offset, the Medicare levy low-income threshold will be increased to \$35,418 (up from \$34,758 in 2017/18). The family threshold for seniors and pensioners will be increased to \$49,304 (up from \$48,385),

plus \$3,471 for each dependent child or student.



SMALL & MEDIUM BUSINESS TAX

Instant Asset Write-Off

The Government has announced an expansion of the instant asset write-off threshold from \$25,000 to \$30,000, with medium-sized businesses (with a turnover of up to \$50m) now also qualifying.

Following the Government's announcement on 29 January 2019 to increase

the instant asset write-off threshold from \$20,000 to \$25,000 and extend the eligible purchase period to 30 June 2020, this Budget announcement increases the threshold even further to apply to assets costing less than \$30,000, while retaining the 30 June 2020 deadline.

While the deduction measure was previously limited to small businesses (being those businesses with an aggregated annual turnover of less than \$10 million), it will extend to "medium-sized business" with an aggregated annual turnover of less than \$50 million. This means all businesses with an aggregated turnover of less than \$50 million will be able to obtain an immediate deduction for eligible assets costing less than \$30,000 that are first used, or installed

ready-for-use, from Budget night to 30 June 2020.

We note that the instant asset write-off for medium-sized businesses will only apply to assets that were acquired after 2 April 2019 and will not apply to assets acquired before this date (even where they are first used or installed ready for use after Budget night).

Given the announcements made on 29 January 2019, there are effectively three different thresholds that will apply for purchases made during the 2019 financial year. In summary, the immediate deduction will be available in respect of assets that cost:

Cost of Asset & Purchase Date	Eligible Businesses
Up to \$20,000, purchased from 1 July 2018 to 28 January 2019	Small Business
Up to \$25,000, purchased from 29 January 2019 to 2 April 2019	Small Business
Up to \$30,000, purchased from 2 April 2019 to 30 June 2020	Small & Medium

The Budget announcement makes it clear that the existing small business tax depreciation concessions, including the pooling rules, will continue to apply to those businesses with aggregated turnover of less than \$10 million and will not be extended to medium sized businesses.

Export Market Development Grant (EMDG)

The Government announced that it will provide additional funding of \$60 million to the EMDG scheme over a three-year period to support small and medium enterprises that

export Australian goods and services to overseas markets.

The EMDG is currently available to Australian exporters who have income of less than \$50 million and who promote their products to international customers. The objective of the EMDG is to reimburse

eligible entities up to 50% of their promotional expenses (i.e. advertising, marketing, overseas travel to trade shows) incurred above \$15,000. The minimum grant entitlement is \$5,000 and the maximum is \$150,000 per annum.

- continued on page 5



BUYER BEWARE

— BEFORE YOU BUY A BUSINESS?

Caveat emptor! It's Latin for 'let the buyer beware' and it serves as an important message for people looking to buy a business.

Taking the plunge and buying a business can be exhilarating but terrifying. There are so many things to consider and you need to do your due diligence before you commit to buy someone else's business. There are plenty of administrative decisions to be made around finance, accounting software selection, business structures and insurances. Of course, once you get the business up and running there are more challenges including political and economic uncertainty, cybersecurity and technological change.

It all sounds daunting but making the right buying decision hinges on having all the key information about the business at your disposal. To make an informed buying decision you need to do a detailed review of the business's financial performance, operations, reputation and industry as part of the 'due diligence' process. For example, from a financial perspective:

Have you received and analysed the financial records for the past 3 years including the profit and loss statements? Are there any trends developing – are sales or profits in decline? Do you have a strategy to turn them around and can you increase sales with the current resources? Here's an important tip, never rely on financial statements generated by the vendor's accounting system. You need to be working from certified copies of financial statements produced by an accountant.

Are the total sales broken down by product or service line? Do sales and purchase records reconcile to the bank statements?

- Are there any one-off sales in the numbers that won't be recurring and if so, what is the likely impact on the profitability of the business?
- Do a small percentage of customers represent a large percentage of sales?
- Is there a list of plant and equipment plus fixtures and fittings that the owner intends to sell and where has the valuation come from for these items? Are any of the items under finance agreements?
- Details of any stock being sold with the business and the valuation method. How will it be counted and valued at settlement?
- Are you buying the accounts receivable/debtors? If so, do you have an aged listing of them?
- Is a particular salesperson critical to the business success? If so, will you be able to retain that person in your employment?

This is really the tip of the iceberg from a financial point of view and there are numerous other things you need to research including:

Why?

You know why you're buying the business but why is the current business owner selling out? They might be retiring or suffering ill health but sometimes there's a hidden reason that they don't want to

divulge. A new competitor might be opening up in the region or they may have just lost their biggest customer. Information like that could be a deal breaker or the asking price needs to be reduced in your favour. If you do your due diligence and ask all the right questions you reduce the risk and if the owner won't answer your questions, then it could be a red flag.

Industry Regulations

No matter what type of business you run, to operate legally, you have to comply with Federal, State and local laws and regulations. You could incur fines and penalties for non-compliance, so you need to be aware of the regulations and monitor any legislative changes.

There are employment, workplace relations and health and safety laws to consider and depending on your industry type, you might also need to comply with environmental protection laws.

The Fair Work Ombudsman recently released the findings from a joint probe with the corporate regulator ASIC that revealed almost 100 underpaid workers. The operation targeted 48 first-time directors located in

and around Melbourne's CBD and the investigation covered several industries including accommodation, food services, rental, hiring and real estate sectors. 22 businesses were found to be non-compliant with more than \$40,000 in underpaid wages on behalf of 99 workers. The biggest offender was a noodle bar that owed 14 employees more than \$8,500. Sandra Parker, the Fair Work Ombudsman, has warned that ignorance wasn't an excuse for underpaying workers - "If you are new to running a business, it is your responsibility to ensure you understand your workplace obligations before you hire any employees."

Privacy laws are also important to protect the sensitive information you might gather on employees. There are rules about how employers must save and secure this data.

If you're looking to buy a franchise you need to be extra careful. The Franchising Code of Conduct regulates the conduct of franchisees and franchisors, but the industry is littered with disputes. Make sure you understand your rights and obligations under the Code.

- continued over page

Caveat Emptor

When the buyer takes the risks and is responsible for checking the condition or quality of the item purchased. (Latin- Let the buyer beware)





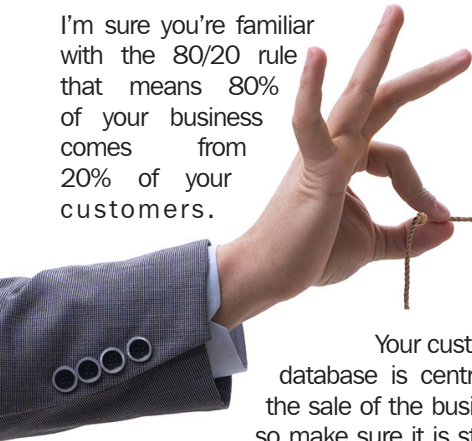
BUYER BEWARE – BEFORE YOU BUY A BUSINESS?

- continued from over page

CUSTOMERS

Your Customers

I'm sure you're familiar with the 80/20 rule that means 80% of your business comes from 20% of your customers.



Your customer database is central to the sale of the business so make sure it is stored in an appropriate CRM system you can access or import into your preferred software package. Can you extract meaningful reports on customer activity like a history of all their transactions, last year's

sales and their contact details. Is there a trend in their level of orders – increasing or decreasing? Are the biggest customers in decline or have they ceased buying from you?

The business vendor could be exiting for a good reason - their key customers or clients are leaving, gone out of business or have merged with another group. For professional service firms, the list of clients is normally attached to the contract of sale.

Employee Retention

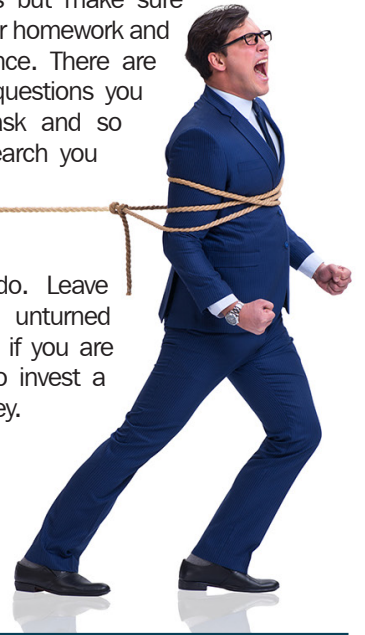
In some cases, the existing employees are the glue that binds the business sale together. Do you intend to retain them or replace them? Do they have long term relationships with key customers and will those customers take their business to their new employer?

Have a clear plan and strategy in place before you sign the contract of sale and be prepared to deal with the 'people' issues that

come with changing business ownership. Communicate with employees to put them at ease and don't try and rock the boat early in the handover period.

Finally, it's an exciting time when you buy a business but make sure you do your homework and due diligence. There are so many questions you need to ask and so much research you

need to do. Leave no stone unturned particularly if you are planning to invest a lot of money.



THE 2019/20 FEDERAL BUDGET

- continued from page 3

Superannuation

SUPERANNUATION

The Government has again announced superannuation changes in this year's Budget, which are aimed at increasing contribution opportunities for individuals aged between the ages of 65 and 74.

Work Test Exemption for Individuals Aged 65 and 66

The Government has stated that from 1 July 2020, individuals aged 65 and 66 will be permitted to make voluntary superannuation contributions without satisfying the work-test requirement. Currently, contributions by those aged 65 and over are subject to a work-test that requires the person to have worked a minimum of 40 hours in

a consecutive 30-day period during the financial year.

In addition to the work-test exemption, the Government has stated it would also permit 'bring-forward' contributions for individuals aged 65 and 66. The ability to bring forward contributions is not currently available once an individual has reached age 65. On a practical level, the measure would extend access to bring-forward contributions for an additional two years of an individual's life. Bring-forward contributions allow individuals to use three years of non-concessional contributions in any one year – i.e. non-concessional contributions of up to \$300,000 could be made in one financial year, significantly boosting superannuation fund assets available for investment.

INDIRECT TAX Increased Luxury Car Tax Refunds

Farmers and tourism operators who use luxury vehicles in their business are currently able to access refunds of up to \$3,000 of

the luxury car tax (LCT) paid. From 1 July 2019, the LCT refund limit will be increased to \$10,000.

ABN integrity measures

The Budget also proposed measures to counter the black economy through more stringent (annual) ABN eligibility rules. From 1 July 2021, ABN holders with an income tax return obligation will need to lodge their income tax return to retain their ABN. From 1 July 2022, ABN holders will also need to confirm the accuracy of their details on the ABR register on an annual basis.

These changes will enact some of the measures recommended by the Black Economy Taskforce, which identified widespread abuse of ABNs. The change will also impose an additional compliance burden on businesses to ensure the currency of the ABN of their suppliers. Where a supplier's ABN is cancelled, a payer could find themselves with a no-ABN withholding obligation.



THE IMPORTANCE OF LOCAL SEARCH FOR SMALL BUSINESS OWNERS


Word of mouth referrals used to be the primary source of new business for professional service providers like accountants, solicitors, architects, engineers and doctors. Courtesy of the internet, consumer behaviour has changed and most people now start their search for a product or service provider online.

If you run a business that relies on local customers like a hairdressing salon, barber shop, florist, restaurant, building trades or car repair business you need to focus on local search. Your potential clients and customers now turn to local online search to find nearly everything and unfortunately, if your business doesn't appear in local search results on Google then you're invisible to potential new customers.

What is Local Search?

Search engine optimization (SEO) is all about making sure the pages on your website appear on Google (and the other search engines) when someone searches online for a product or service you supply. Local search is when a person searches for a product or service in a specific area such as 'Barber in Richmond'. These include searches with certain geographic qualifiers, such as suburb, state, postcode and 'near me' searches. Google picks up the geographic location of the person performing the search and provides search results for that area.

Local search marketing is now a vitally important part of digital marketing and to illustrate the power of local search marketing let's look at a simple example. How many people do you think search



for an 'emergency plumber in Oakleigh' every month? Now this isn't just a search for any plumber, it's specifically for an emergency plumber in the Melbourne suburb of Oakleigh. Would you believe just shy of six and a half thousand people per month or close to 78,000 per annum!

Imagine if you could attract just 2% of the 6,494 monthly searches. That means you would get 129 people to contact you and if you could convert 25% of those leads into customers you would attract 32 new customers every month. If the average emergency plumbing job in Oakleigh was \$400 that translates to \$12,800 of additional revenue for the month or more than \$150,000 per annum. If you were ambitious and could get 10% of the 6,494 leads and convert 50% to customers at \$400 per job that would add \$129,800 per month or over \$1.5M per annum in additional revenue.

The Importance of Local Search

In the digital and social age, local SEO is obviously extremely important particularly given Google reports around half of all mobile searches are conducted in order to find information about a local business, such as their business hours or directions to get to their premises. If you are looking to attract local customers for your business you need to focus on local search. Back in 2015 the number of mobile searches officially surpassed the number of desktop searches and mobile users perform their searches on the fly, often because they have a very specific and immediate needs. For example, shoppers frequently check and compare prices online before they decide which shop they will visit. People



looking for a place to eat can search for restaurants in their vicinity and look at their reviews and menus.

According to a study done by Forbes, 95% of smartphone users have used their device to perform local searches, out of which 61% phoned the business and 59% visited the business premises. Search Engine Watch found that 70% of mobile users click to call a business directly from Google search results using their mobile phones. According to Google, close to 60% of all internet searches are for local businesses. Of the individuals conducting those local searches, half of them engage with the business they searched for on the same day. To take advantage of this opportunity, your business must be visible online and here are several ways to boost your local search ranking.

- continued over page



THE IMPORTANCE OF LOCAL SEARCH FOR SMALL BUSINESS OWNERS

- continued from over page



1. Your Google 'My Business' Profile

Make sure you claim your free Google "My Business" account and update the profile. There is no cost involved and it will help your business appear in Google local searches and Google Maps. It also allows you to obtain highly valuable online reviews to demonstrate to prospective customers and clients that you can solve their problem or need. It's important to maintain your business profile and make sure it is complete and has a number of glowing 5 star reviews.

2. Your Website

It goes without saying but an outdated website can make your business look out of touch with the market. Your website is the source of your Google search rankings and the content and links can all affect your business's local search ranking. Take time periodically to ensure that all website links are functional, that you share accurate and valuable information on your site, and that you follow SEO best practices. These are all important factors that impact your business's local search ranking.



3. Customer Reviews

Now you have your Google My Business profile page up and running you can demonstrate to prospective customers and

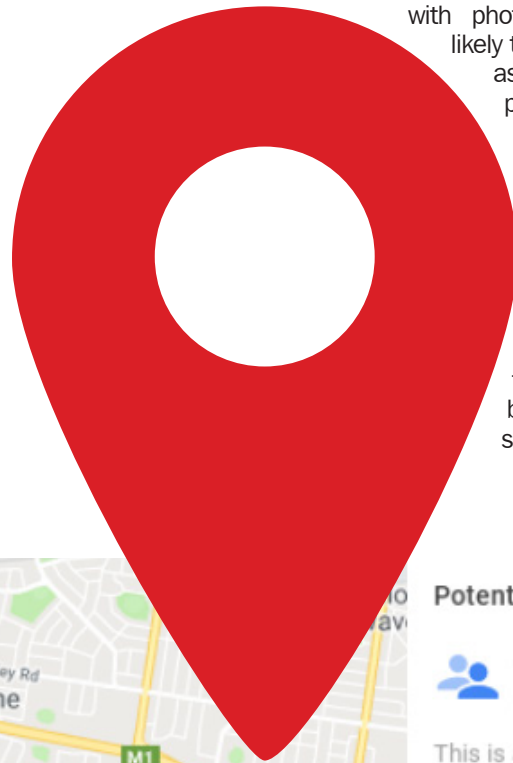
clients that you can help them using customer reviews. Google Reviews are extremely important but make sure you also have your business listed on other sites that allow customers to leave reviews. The more popular sites include Yelp, Yellow Pages, True Local, Hotfrog and WOMO. Monitor your reviews and respond to them to show you

genuinely care. Always respond in a positive and professional manner particularly if you have to deal with negative reviews.

4. Photos

Consumers love photos of your business and they will also show up in Google Maps. They can boost your local search ranking and business profiles with photos are twice as likely to generate interest as profiles without photos.

If your business relies on local traffic and customers these four relatively simple tactics are easy to implement and are proven to improve your business' local search ranking.



The greatest compliment we receive from our clients is the referral of their friends, family and business colleagues. Thank you for your support and trust.



Thinking of Renovating Your Investment Property?

Renovation Tax Tips

Creating wealth through buying an investment property is a well established practice in Australia. In fact, there are approximately 9 million residential dwellings in this country and almost 25% of them are rented from private landlords.

According to the Australian Tax Office there are just over 23 million people in Australia of which just under 8% of the population (1,811,174 individuals) own an investment property. According to the ATO data, 72.8% of individuals that owned an investment property owned just a single one. Meanwhile, 18% of individuals owned 2 properties and just 0.9% of individuals owned 6 or more. Clearly, negative gearing is a part of our DNA and it is fuelled by the tax incentives, our population growth, historic low interest rates, growth in property

values and use of investment vehicles like self-managed superannuation funds.

Ultimately, the only way investors make money from their property investment is through capital growth. Accordingly, it's no surprise to find a lot of investors renovate their investment property in a bid to increase the value. Unfortunately, for tax purposes, there is a big distinction between a repair and a renovation. In fact, there can be both income tax and capital gains tax implications when renovating a property.

If you're looking to renovate or sub-divide your property we urge you to consult with us and if you're intending to renovate we provide the following general guidelines:

Repair or Renovation?

For taxation purposes, the difference between a repair and a renovation can be a grey area.



the effects of natural causes.

A renovation with structural improvements like adding another storey to the building or adding a new room is typically a capital expense and the construction costs would be claimed over a number of years. If you demolished the back of the house and rebuilt, the construction costs would be written off over 40 years at a depreciation rate of 2.5% per annum. If the property was sold before the construction costs were totally written off, the balance of the capital costs would reduce the capital gain on sale.

If the renovation included replacement items of plant and equipment (like an oven or air conditioner) they can be depreciated over the useful life of the asset.

The distinction between a repair and a renovation can be summarised as follows. A repair is basically maintaining the existing asset or structure. Repairs are deductible because they are fixing the wear and tear caused by the tenant and it's usually occasional or partial and involves restoring something to its original efficiency. Repairs make good to damage that has occurred through normal wear and tear, by accidental or deliberate damage or through

Replacing the thermostat in a hot water service is a repair while replacing the hot water service is not. Replacing old lino in the kitchen with floating floorboards would be considered a renovation and the expense written off over several years as depreciation. Repainting the property would generally be considered a repair.

The ATO has issued some guidelines on repair versus renovation (improvement):

- Whether or not the thing replaced or renewed was a major and important part of the structure of the property
- Whether the work performed did more than meet the need for restoration of 'efficiency of function', bearing in mind that 'repair' involves a restoration of a thing to a condition it formerly had without changing its character
- Whether the thing was replaced with a new and better one, and
- Whether the new thing has considerable advantages over the old one, including the advantage that it reduces the likelihood of repair bills in the future.

- continued over page





Thinking of Renovating Your Investment Property?



- continued from over

Initial Repairs

You need to be very careful with repairs completed in the first 12 months of property ownership. Completing repairs shortly after buying a property and before you have a tenant would be considered 'initial repairs' and treated as capital expenditure and not tax deductible. This includes repairs to rectify damage, defects or deterioration that existed at the time of purchasing a property. If you replace depreciating assets such as a hot water service, floor coverings or a dishwasher, you may be able to claim depreciation on the items.

Keep Records

The distinction between a repair and a renovation can be a fine line so it's important to keep detailed records. You might also need to keep the receipts and records for an extended period of time because items of a capital nature will impact the calculation of the capital gain on sale of the property. For renovations, a detailed tax invoice is required to isolate the cost any appliances, floor coverings, curtains or painting.

Record keeping is also important because items costing less than \$300, despite being capital

in nature (e.g. light fittings) and normally subject to depreciation, can be written off in the year they were incurred unless they fall under the initial repairs category.

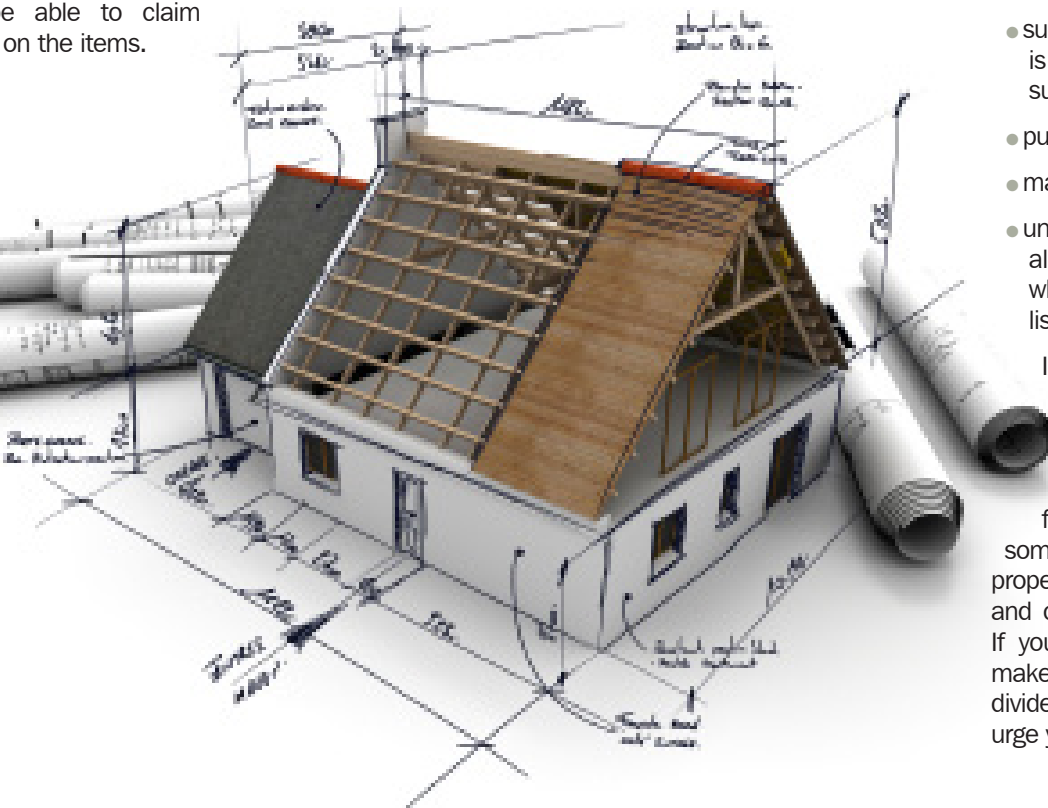
Travel Expenses

From 1 July 2017, travel expenses you incur to inspect, maintain or collect rent for your residential investment property are not deductible. Therefore

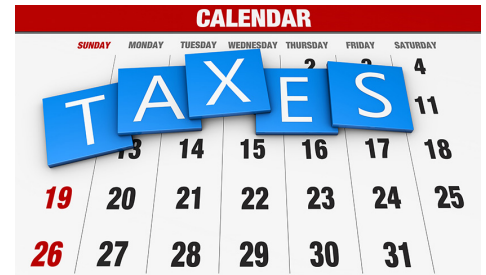
airfares, accommodation and motor vehicle expenses will no longer be tax deductible against the rental income you receive. From that date these type of expenses cannot be claimed unless you are carrying on a business of letting rental properties or are an excluded entity. Generally, owning one or several rental properties will not be considered 'being in the business of letting rental properties'. An excluded entity is a:

- corporate tax entity
- superannuation plan that is not a self-managed superannuation fund
- public unit trust
- managed investment trust
- unit trust or a partnership, all of the members of which are entities of a type listed above.

In summary, investment properties and negative gearing have become a specialist area within our firm. We have identified some common areas where property investors trip up on tax and capital gains tax matters. If you're looking to renovate, make significant repairs or subdivide your property we strongly urge you to talk with us today.



YEAR END TAX PLANNING



Everybody wants to save tax. The late Kerry Packer (Australian billionaire and media magnate) once said in reference to the Australian Government, "Now of course I am minimising my tax and if anybody in this country doesn't minimise their tax they want their heads read because as a Government I can tell you you're not spending it that well that we should be donating extra."

No doubt, Mr Packer had a big tax problem to solve.

Tax planning is a very important part of our role as accountants. With the 2018/19 financial year drawing to a close, now is the time to look at some tax planning strategies to help you minimise your tax liability within the framework of the Australian taxation system.

There are two primary tax minimisation strategies including:

1. Delaying the Derivation of Assessable Income

Of course, there's no point delaying the receipt of your income if it will cause cash flow problems. You'll save some tax this year, but it might put your business under financial pressure.

Please note, not banking amounts received before June 30 until after June 30 does not qualify because the income is deemed to have been earned when the money is received or the goods or services are provided (depending on whether you are on a cash or accruals basis of accounting).

- Cash Basis Income - Some income is taxable on a cash receipts basis rather than on an accruals basis (e.g. rental income or interest income in certain cases). You should consider whether some income can be deferred in those instances.
- Consider delaying your invoices to customers until after July 1 – this will push the derivation of the income into the next financial year and defer the tax payable on that income. If you operate

on the cash basis of accounting, you simply need to delay receiving the money from your customers until after June 30.

- Lump Sum Amounts - Where a lump sum is likely to be received close to the end of a financial year, taxpayers should consider whether this amount (or part thereof) can be delayed or spread over future periods.

2. Bringing Forward Deductible Expenses or Losses

Prepayment of Expenses - In some circumstances, Small Business Entities (SBE) and individuals who derive passive type income (such as rental income and dividends) should consider pre-paying expenses prior to 30 June 2019. A tax deduction can be brought forward into this financial year for expenses like:

- Employee Superannuation Payments including the 9.5% Superannuation Guarantee Contributions for the June 2019 quarter (that have to be received by the Superannuation Fund by June 30, 2019 to claim a tax deduction).
- Superannuation for Business Owners, Directors and Associated Persons
- Wages, Bonuses, Commissions and Allowances
- Contractor Payments
- Travel and Accommodation Expenses
- Trade Creditors (if on a cash basis of accounting)
- Rent for July 2019 (and possibly additional months)

- Insurances
- Printing, Stationery and Office Supplies
- Advertising including Directory Listings
- Utility Expenses - Telephone, Electricity & Power
- Motor Vehicle Expenses - Registration and Insurance
- Accounting Fees
- Subscriptions and Memberships to Professional Associations and Trade Journals

A deduction for prepaid expenses will generally be allowed where the payment is made before 30 June 2019 for services to be rendered within a 12-month period. While this strategy can be effective for businesses operating on a cash basis (not accruals basis), we never recommend you spend money on items you don't need. However, paying expenses in June that are due in July could save you some tax this financial year and provided your cash flow permits, it makes good business sense.

- continued over page



YEAR END TAX PLANNING

- continued from over page

Superannuation Contributions

- some low or middle-income earners who make personal (after-tax) contributions to a superannuation fund may be entitled to the Government Co-Contribution. In 2018/19, the maximum \$500 co-contribution is available if you contribute \$1,000 and earn \$37,697 or less. A lower co-contribution amount may be received if you contribute less than \$1,000 and/or earn between \$37,697 and \$52,697.

Capital Gains/Losses

- the timing of the sale of assets is critical and deferring the sale until after June 30 will defer the tax if you make a capital gain. Of course, if you have made other capital gains during the financial year it could be worth bringing forward the sale of an asset to crystallize a loss that you can offset against other capital gains. Note that the contract date is often the key date for when a sale has occurred for capital gains tax purposes, not the settlement date.

Accounts Payable - If you operate on an accruals basis and services have been provided to your business, ensure that you have an invoice dated June 30, 2019 or before, so you can take up the expense in your accounts for the year ended 30th June 2019.

Stock Valuation Options

- Review your Stock on Hand and Work in Progress listings before June 30 to ensure that it is valued at the lower of Cost or Net Realisable Value. Any stock that is carried at a value higher than you could realise on sale (after all costs associated with the sale) should be written down to that Net Realisable Value in your stock records.

Compulsory Superannuation Guarantee

- as mentioned above, if you want a tax deduction in the 2018/19 financial year, the superannuation fund must receive the funds by 30 June 2019. The Tax Office

doesn't consider a contribution to be made until the amount is actually credited to a super fund's bank account so an electronic transfer to another bank account on June 30 is not necessarily considered paid. We strongly recommend you make the payment a week or so before June 30 and then follow up with the super fund to ensure the funds have been received. Don't risk the tax deductibility of what can often be a significant amount by leaving payment to the last minute.

Write-Off Bad Debts

- if you operate on an accruals basis of accounting (as distinct from a cash basis) you should write off bad debts from your debtors listing before June 30. A bad debt is an amount that is owed to you that you consider is uncollectable or not economically feasible to pursue collection. Unless these debts are physically recorded as a 'bad debt' in your system before 30th June 2019, a deduction will not be allowable in the current financial year.

Repairs and Maintenance Costs

- Where possible and cash flow allows, consider bringing these repairs forward to before June 30. If you don't understand the distinction between a repair and a capital improvement, please consult with



us because some capital improvements may not be tax deductible in the current year and could be claimable over a number of years as depreciation.

Obsolete Plant and Equipment

- should be scrapped or decommissioned prior to June 30, 2019 to enable the book value to be claimed as a tax deduction.

Immediate Write Off for Individual Small Business Assets

- The accelerated depreciation write-off for small businesses has been extended to 30th June 2020 and the threshold has increased to \$30,000. The asset can be new or second hand and a number of conditions apply.

The above strategies are general in nature and depending on your circumstances (including your turnover and whether you are on a cash or accruals method of accounting), terms and conditions may apply. We encourage business owners to schedule a meeting as soon as possible to assess your options and this might require the preparation of a preliminary calculation of your taxable income for the year ending June 30, 2019.





2019 Tax Return Client Checklist June 2019

2019 - Individual Tax Returns

Income

- Gross salary, wages, allowances, benefits, earnings, tips, Directors Fees and Insurance for lost wages.
- Income from business activities.
- PAYG Payment Summaries or Income Statements from MyGov
- Details of any non-cash benefits received including discount(s) on employee shares or rights.
- Lump sum and termination payments. All documentation should be provided including an ETP Payment Summary from the employer or fund.
- Government Social Security payments, including pensions, unemployment and sickness benefits.
- Details of any CGT asset sales (e.g. shares, business and real estate). Please include dates of, and costs associated with, acquisition and disposal (You can save tax if you qualify for the variety of CGT concessions).
- Annuities, including allocated pensions or superannuation income streams.
- Income from trusts and partnerships. Statements of distribution should be provided where appropriate.
- Rental income.
- Interest and dividends received from any source including life insurance or friendly society bonuses and any tax deducted. Include details of franked dividends (i.e. imputation credits).
- Foreign source (employment and pension) income and details of any foreign tax credits, assets or property.

Deductions

- Investment and property expenses (carefully detail interest and repair claims), supply statements.
- Work-related subscriptions or memberships (not including sporting or social clubs).
- Employment related expenditure such as self-education, protective clothing, tools, union fees, uniform and laundry expenses.
- Motor vehicle expenses, car finance lease statements (include petrol, repairs, parking and maintain a Motor Vehicle Log Book where necessary).
- Donations of \$2 and over.
- Income Protection Insurance Premiums.
- For Self-Employed persons, details of any Superannuation Contributions made.
- Home office expenses where employment requires use of your computer, phone or other device.
- Tax Agent Fees and other accounting/tax audit fees.
- Special deductions (Australian films, investment shelters and agribusiness-type schemes).
- Unrecouped prior year losses.



New Clients

- Last year's Notice of Assessment and Tax Return (if available)

Rebates

- Private health insurance annual statement (request from Health Fund)
- Details of superannuation contributions where no tax deduction can be claimed.
- Any changes in dependants, children's details, DOB and any Centrelink benefits applicable (income of spouse should also be provided).
- Details of any income received in a lump sum which was accrued in earlier income years (e.g. assessable pensions).
- Details of any remote work performed for 183 days or more.
- **Note:** The net family medical expenses tax offset is being phased out and for 2018/19 is restricted to net eligible expenses for disability aids, attendant care or aged care and will cease 1st July 2019 altogether.
- HECS-HELP Debt details.

8 Most Common Errors in Income Tax Returns

1. Omitting Interest Income
2. Incorrect or Omitted Dividend Imputation Credits
3. Capital Gains/Losses are Incorrect or Omitted
4. Understating Income
5. Home Office Expenses
6. Depreciation on Rental Property Fixtures and Fittings
7. Depreciation on Income Producing Buildings
8. Borrowing Costs associated with Negative Gearing

2016 - Companies, Partnerships, Trusts and Other Businesses

Income

- Trading Income.
- Other Income (e.g. Rent, Interest, Royalties).
- Stock on Hand at June 30, 2019 (and basis of valuation) – note any obsolete stock.
- Work-in-Progress at June 30, 2019
- Primary Producer subsidies (if assessable).
- Details of CGT assets (e.g. shares and real estate) sold, including dates of, and costs associated with acquisition and disposal.
- Dividends, including details of franking credits.
- Income from foreign sources including details of any foreign taxes paid.


Deductions

- Repairs and maintenance.
- Salaries, including fringe benefits.
- Fringe benefits tax paid.
- Rates, land taxes and insurance premiums.
- Advertising expenses.
- Interest on borrowed monies.
- Deductions relating to foreign source income.
- Prepaid expenses (subject to transitional rules).
- Retirement payments and golden handshakes.
- Bad debts actually written off during the year.
- Donations of \$2 and over depending on the recipient.
- Commissions.
- Legal expenses.
- Lease or Chattel Mortgage payments on motor vehicles and equipment.
- Losses of previous years (or intra-group transfers).

- Superannuation contributions.
- Subscriptions.
- Car expenses (remember to include petrol, repairs and parking and maintain a log book where necessary).
- Tax agent's fees and other accounting and tax audit fees.
- Royalties paid.
- Details of the destination and purpose of any interstate or overseas trip. Expenses must be fully documented where travel involves at least one night away from home. Travel diaries should be included where travel exceeds five nights.
- Research and development expenditure.
- Bank fees (where the credit or deposit represents assessable income).

Liabilities

- New loans taken out during the year and their purpose, including any new lease or chattel mortgage agreements on vehicles, equipment or machinery.
- Statements from the lending authority detailing the opening and closing balances of existing loans during the financial year.
- Provisions for long service and annual leave.
- Creditors at June 30, 2019.
- Details of loan accounts to directors, shareholders, beneficiaries and partners.
- Accrued expenses (e.g. audit fees, interest payments).
- Commercial debts forgiven.



Assets

- Details of depreciable assets acquired and/or disposed of during this income year, including:
 - type of asset;
 - date of acquisition;
 - consideration received/paid.
- Lease commitments.
- Debtors at June 30, 2019.
- Commercial debts forgiven.

Additional Information Required

- Franking account details/movements.
- Overseas transactions, exchange gains/losses.
- Private companies – remuneration or loans to directors, shareholders and their relatives.
- Changes to the capital of the company.
- Whether family trust elections have been made in relation to trusts.

Note:

To ensure that you obtain the maximum deductions to which you are entitled and in consideration of the penalty provisions, FULL DETAILS of any claim should be provided and supporting documentation made available. For employee taxpayers and for travel and motor vehicle claims by self-employed taxpayers, documentation must be a receipt, tax invoice or similar document which contains certain details. For other taxpayers, documentation may comprise receipts, dockets, diary notations or reasonable and supporting estimates.



The **BUSINESS**
ACCELERATOR
MAGAZINE



**LINDA
McGOWAN** Pty Ltd

Strategies & Solutions for Business

1st Floor, 52 Holmes Street,
Brunswick 3056

Phone: 03 9383 2700

Fax: 03 9383 2766

www.lindamcgowan.com.au

IMPORTANT DISCLAIMER: This newsletter is issued as a guide to clients and for their private information. This newsletter does not constitute advice. Clients should not act solely on the basis of the material contained in this newsletter. Items herein are general comments only and do not convey advice per se. Also changes in legislation may occur quickly. We therefore recommend that our formal advice be sought before acting in any of these areas. The information provided in this bulletin is not considered financial product advice for the purposes of the Corporations Act 2001.